


High School Chapters: Year in Review



Students attended 1
or more events




45 student leaders
17 teacher advisors



Average attendance at
volunteer projects

School Year 2018-2019



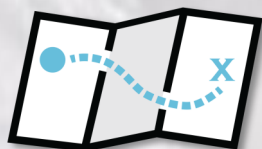
Average number of
students at meetups



Number of student led
character development
Workshops



Total Volunteer
hours completed




15

Completed 15
volunteer projects



91%

Percent of students said
they make every effort to
stick to a given promise– an
increase of 17%



By the Numbers

because
I said
I would.

High School Chapters: Year in Review



15

Completed total of
15 projects



26

Average attendance
at volunteer projects

Impact of Student Volunteer Projects



1,670

Total Value of
donated supplies

4,884

Total Number of
people impacted



2,303

Total Volunteer
Hours Completed
in Volunteer Projects

\$58,565

Value*:
volunteer hours
completed
(at \$25.43)



* SOURCE: <https://independentsector.org/news-post/new-value-volunteer-time-2019/>

Ohio and Texas 2018-19

because
I said
I would.